

Guidelines to fill up the Online Application Form

Applicants are required to keep the following things ready before applying:

1. An E-mail ID for registration and for receiving all future correspondence till the admission process is over and subsequently, if admitted.
2. A recent **scanned** colour photograph (for scanning and uploading in ".JPEG/.JPG" format only. File size of scanned photograph should not be more than 200KB and dimensions width=250 pixels, height=250pixels).
3. Your **scanned** signature using **Blue/Black** pen on white sheet (for scanning and uploading in ".JPEG/.JPG" format only. File size of scanned photograph should not be more than 100KB dimensions width=450 pixels, height=150pixels).
4. Self-attested and scanned HSLC/X admit card, HSLC marksheet and HS/XII marksheet and certificate.

Important Notes for all applicants:

1. A printout of the submitted complete Application form is to be retained with the candidate, which is to be submitted at the time of counselling /admission, if selected.
2. Original certificates issued by the competent authority supporting your filled in details will be asked from you ONLY at the time of Counselling/admission. If data provided in the online application is not supported by appropriate documents then your application/claim for admission shall be rejected.

Steps to be followed for filling the online application:

The entire process of filling online application form can be completed in below mentioned 9 steps.

The steps are:

1. Register yourself for the online application process at the Assam Institute of Nursing Online Application Portal – <https://admission.assaminstituteofnursing.in>
2. Activate your online Application by clicking on the link that will be sent to your submitted Email ID during registration process.
3. After Activation go to login page and log in to your account by providing the email id and password that you have given during registration form.
4. After successful you will be redirect to your Home page.
5. Fill the application form by clicking on the “Fill Application Form” button. After filling up the form you will be instructed to go to your Home page.
6. Upload your **scanned photograph, signature** and all the relevant documents. **The documents (ie. HSLC admit, marksheet, HS marksheet and certificate) should be merged into a single pdf file. For merging first scanned all the documents and then use any online tools to merge the individuals files into a single file or you can use tools like CamScanner etc. The merged document file size should be less than 1MB.**

7. After completing step 6 pay your application Rs.300.00 through Net Banking/Demand Draft/UPI (phonepe, Gpay etc.) to the following account details.

How to pay the application fee:

Pay the application fee by one of the following methods:

1. Net Banking: Pay Rs.300 application to following account:

ASSAM INSTITUTE OF NURSING
A/C: 505920110000192
IFSC: BKID0005059
GHUNGOOR BRANCH
BANK OF INDIA

2. Demand Draft in favour of “ASSAM INSTITUTE OF NURSING”

3. UPI: GPay, Phonepe Number: **9435466284**

8. After step 7, **make a pdf file of transaction proof** and submit it along with other payment details.
9. After completing all the above steps, take a print out of the application form and keep it with you which will be required during admission time if selected.

Application once submitted cannot be modified

Step 1: Visit <https://admission.assaminstituteofnursing.in> click on “Register Here” button and you will be redirect to registration page.

Assam Institute of Nursing

Help Line No: 9435466284
7002403770

Assam Institute of Nursing Online Admission Portal

Already Registered Applicant
[Login Here](#)

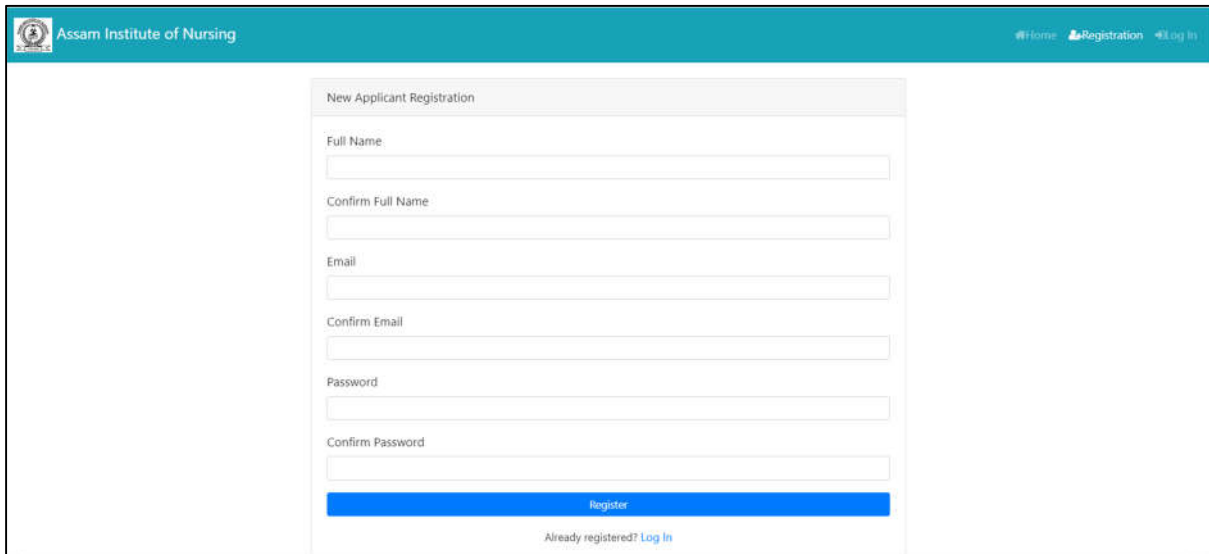
Updates and Downloads
[Online Application Guidelines](#)

New Applicant
[Register Here](#)

Disclaimer : Applicant are advised to read the [Application Guidelines](#) properly before applying. It is strongly recommended to check the eligibility section .If you face any problem to fill up the form through Online portal then communicate immediately with Help-desk through over phone or Email . Assam Institute of Nursing is not responsible for any kind of mistake made by candidates.

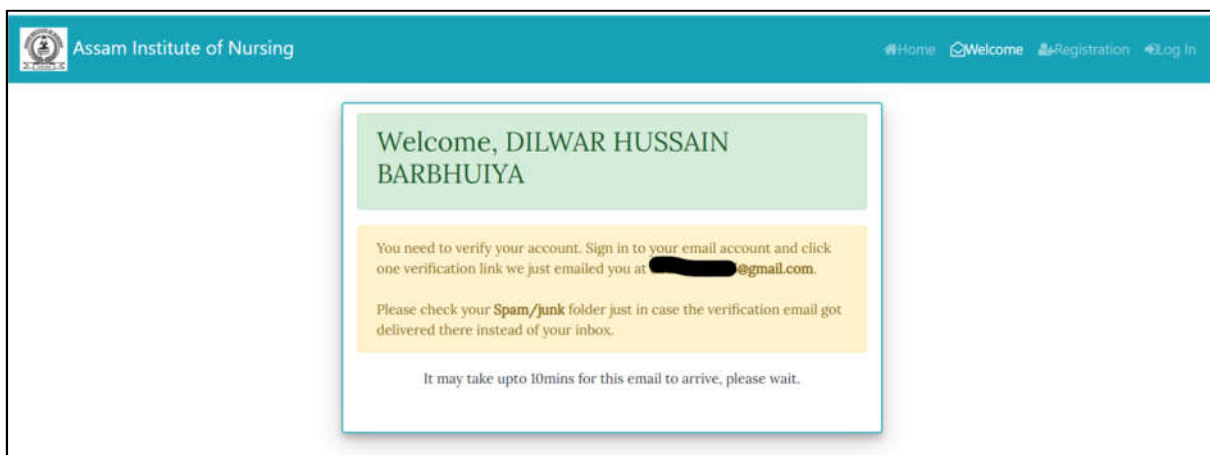
Developed By: Dilwar Hussain

Step 2: Register by filling up the registration form. Provide a valid email id which will be verified in the next step.

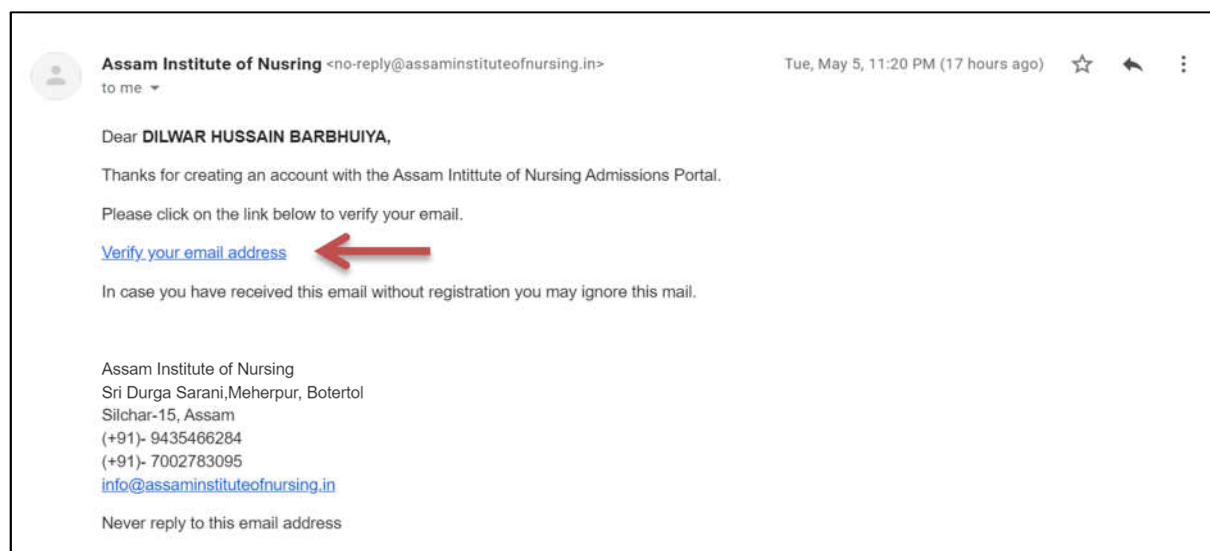


The screenshot shows the 'New Applicant Registration' form on the Assam Institute of Nursing website. The form includes fields for Full Name, Confirm Full Name, Email, Confirm Email, Password, and Confirm Password. A blue 'Register' button is at the bottom, and a link for 'Already registered? Log In' is below it. The website header shows the logo and navigation links for Home, Registration, and Log In.

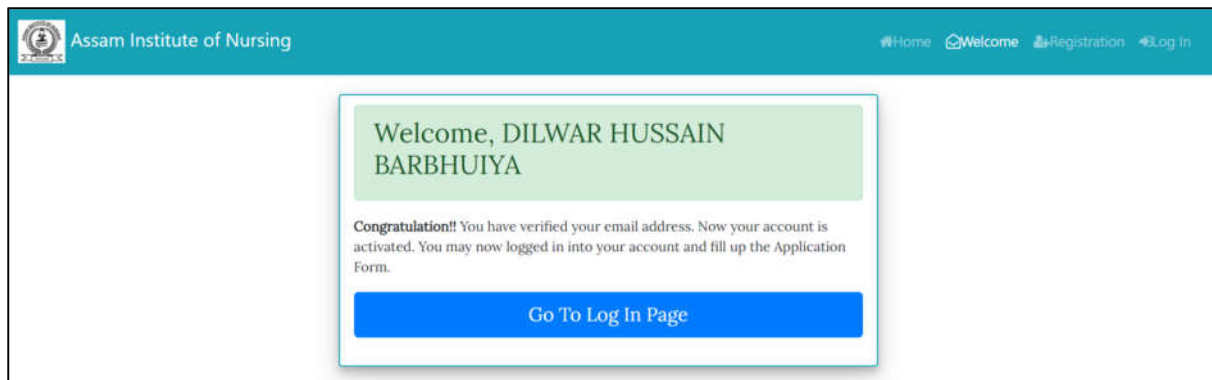
Step 3: After successful registration.



Step 4: Now you need to verify your email id. Log in your email account and verify the email id that you have provided during registration by clicking on “[Verify your email address](#)” link.




Step 5: After verification step you will be redirect to welcome page.



Step 6: Login in to your account by providing your email id and password that you have given during registration.

A screenshot of a 'Log In' form. The title 'Log In' is centered at the top. Below it are two input fields: 'Email' with the value 'myemail@gmail.com' and 'Password' with masked characters '.....'. A blue 'Log In' button is positioned below the password field. At the bottom, there is a link 'Not yet registered? Sign Up' and another link 'Forgot your password?'.

Step 7: After successful login you be redirect to Applicant Home page.

 Assam Institute of Nursing

HomeRegistrationLog Out

Welcome, DILWAR HUSSAIN BARBHUIYA

Application No: 1043

Application Steps

Step 1: Fill Application Form


Step 2: Document Upload

Step 3: Submit Fee Details


Application Status

Registration	Complete
Application	Incomplete
Document Upload	Incomplete
Fee Payment	Incomplete

You have completed **Registration** . Please Fill up the **Application Form** by clicking on button below.

 [Fill Application Form](#)

Step 8: Click on the “Fill Application Form”.


Assam Institute of Nursing
Home
Registration
Log Out

Welcome, DILWAR HUSSAIN BARBHUIYA

Registration
Application
Document Upload
Payments Details

Personal Details

Applicant's Contact No.*
Enter 10 digit phone number

Date Of Birth*
yyyy-mm-dd

Gender*
--Select Gender--

Religion*
--Select Religion--

Category*
--Select Category--

Father's Name*
Father Name as on class X/XII certificate

Mother's Name*
Mother Name as on class X/XII certificate

Father/Mother Contact No.*
Enter 10 digit phone number

Father's Occupation*
Father's Occupation

Mother's Occupation*
Mother's Occupation

Mother Tongue*
--Select Tongue--

Nationality*
--Select Nationality--

Apply For

Course*
--Select Course--

Permanent Address

Guardian's Name*
Enter guardian name

Guardian's Contact No*
Enter 10 digit phone number

PIN*
Enter 6 digit PIN

Post Office*
Enter Post Office

City/Town/Village*

District*

State*

Present Address

☒ Same as Permanent Address

Local Guardian's Name*
Enter guardian name

Guardian's Contact No*
Enter 10 digit phone number

PIN*
Enter 6 digit PIN

Post Office*
Enter Post Office

City/Town/Village*

District*

State*

Academic Details

10th Board Name*

Passing Year*
YYYY

Total Marks*

Marks Obtained*

Division*
eg. I/II/III

Percentage*
eg. 56.34

12th Board Name*

12th Stream*
--Select Stream--

Passing Year*
YYYY

Total Marks*

Marks Obtained*

Division*
eg. I/II/III

Percentage*
eg. 56.34


Any Other Qualifications

Extra Curricular Activities

☒ I hereby solemnly declare that all the particulars given in this form are true to the best of my knowledge and belief. I shall abide by the rules and regulations laid down by the Institute from time to time. In case the particulars furnished by me are found false, my admission stands canceled.

Save & Next


After filling up form click “Goto Home” button.


Assam Institute of Nursing
Home
Registration
Log Out

Welcome, DILWAR HUSSAIN BARBHUIYA

You have filled up application form

Goto Home


Assam Institute of Nursing
Home Registration Log Out

Welcome, DILWAR HUSSAIN BARBHUIYA
Application No: 1043

Application Steps

Step 1: Fill Application Form ✓
Step 2: Document Upload
Step 3: Submit Fee Details

Application Status


Registration	Complete
Application	Complete
Document Upload	Incomplete
Fee Payment	Incomplete

You have filled up the Application Form. Please Upload Documents, Photograph and Signature by clicking on button below.

Upload Documents

Step 10: Now click on “Upload Documents” button to upload you documents.

Note: The documents (i.e. HSLC admit, marksheet, HS marksheet and certificate) should be merged into a single pdf file. For merging first scanned all the documents and then use any online tools to merge the individuals files into a single file or you can use tools like CamScanner etc. The merged document file size should be less than 1MB.


Assam Institute of Nursing
Home Registration Log Out

Registration
Application
Document Upload
Payments Details

Upload Documents

Upload Your Photograph

Choose File

No file chosen

Photograph

Upload Your Signature

Choose File

No file chosen


Signature

Upload Your Documents Marksheet (Merged file size should be less than 1MB)

Choose File

No file chosen

Upload & Save


Assam Institute of Nursing
Home Registration Log Out

Registration
Application
Document Upload
Payments Details

You have uploaded Documents

Goto Home

Assam Institute of Nursing

Welcome, DILWAR HUSSAIN BARBHUIYA

Application No: 1042

Application Steps

- Step 1: Fill Application Form ✓
- Step 2: Document Upload ✓
- Step 3: Submit Fee Details

Application Status

Registration	Complete
Application	Complete
Document Upload	Complete
Fee Payment	Incomplete

You have uploaded documents. Please submit the fee details by clicking on the button below

[Submit Payment Details](#)

Step 11: Click on “Submit Payment Details” button.

Assam Institute of Nursing

Home Registration **Payment Details** Log Out

Registration Application Document Upload Payments Details

Payment Details

Applicant's Email:

Payment Mode:

Payment Date:

Transaction/Challan No.:

Payment Proof: payment.pdf

[Submit](#)

Step 12: Pay the application fee details.

Assam Institute of Nursing

Home Registration Payment Details Log Out

Registration Application Document Upload Payments Details

You have submitted the payment details

[Goto Home](#)

Step 13: This will complete your online application form submission. Take the print out of your application by clicking on “View Application Form” button.

Assam Institute of Nursing

Welcome, DILWAR HUSSAIN BARBHUIYA

Application No: 1042

Application Steps

- Step 1: Fill Application Form ✓
- Step 2: Document Upload ✓
- Step 3: Submit Fee Details ✓
- Step 4: Print Application Form

Application Status

Registration	Complete
Application	Complete
Document Upload	Complete
Fee Payment	Complete

[View Application Form](#)

